

Please check the examination details below before entering your candidate information

Candidate surname

Other names

Centre Number

Candidate Number

--	--	--	--	--

--	--	--	--

Pearson Edexcel International Advanced Level

Time 1 hour 20 minutes

Paper
reference

WCH16/01

Chemistry

International Advanced Level

UNIT 6: Practical Skills in Chemistry II

You must have:

Scientific calculator, ruler

Total Marks

Instructions

- Use **black** ink or ball-point pen.
- **Fill in the boxes** at the top of this page with your name, centre number and candidate number.
- Answer **all** questions.
- Answer the questions in the spaces provided
– *there may be more space than you need.*

Information

- The total mark for this paper is 50.
- The marks for **each** question are shown in brackets
– *use this as a guide as to how much time to spend on each question.*
- You will be assessed on your ability to organise and present information, ideas, descriptions and arguments clearly and logically, including your use of grammar, punctuation and spelling.
- A Periodic Table is printed on the back cover of this paper.

Advice

- Read each question carefully before you start to answer it.
- Show all your working in calculations and include units where appropriate.
- Try to answer every question.
- Check your answers if you have time at the end.

Turn over ►

P71944A

©2022 Pearson Education Ltd.

B:1/1/1/




Pearson

Answer ALL the questions. Write your answers in the spaces provided.

- 1 (a) Compound **X** is a solid that contains a cobalt cation and one type of anion. A small amount of **X** is added to deionised water and the mixture stirred until the solid dissolves.

Tests are carried out on separate samples of the solution of **X**.

Complete the table.

	Test	Observation	Inference	
(i)	Note the appearance	A pink solution	The formula of the complex ion formed is	(1)
(ii)	Add acidified barium chloride solution	A white precipitate forms	The formula of the anion in X is	(1)
(iii)	Add concentrated hydrochloric acid	The formula of the complex ion formed is $[\text{CoCl}_4]^{2-}$	(1)
(iv)	Add a small amount of dilute aqueous ammonia	A blue precipitate forms	The type of reaction that takes place with the complex ion during this precipitation is	(1)
(v)	Add excess dilute aqueous ammonia to the precipitate formed in (iv), until no further change is seen	The formula of the complex ion formed is	(3)

DO NOT WRITE IN THIS AREA

DO NOT WRITE IN THIS AREA

DO NOT WRITE IN THIS AREA



DO NOT WRITE IN THIS AREA

DO NOT WRITE IN THIS AREA

DO NOT WRITE IN THIS AREA

(b) Another cobalt salt, $\text{CoCl}_2 \cdot x\text{H}_2\text{O}(\text{s})$, decomposes when heated.



Devise an outline procedure to determine the mass of water produced from a sample of the hydrated salt in this reaction.

You do **not** need to show how x can be calculated from the mass of water produced.

(4)

.....

.....

.....

.....

.....

.....

.....

.....

.....

.....

.....

.....

.....

.....

.....

.....

.....

.....

.....

.....

.....

.....

.....

(Total for Question 1 = 11 marks)




2 A plant fertiliser contains a mixture of sand and ammonium sulfate, $(\text{NH}_4)_2\text{SO}_4$.

The percentage by mass of ammonium sulfate in the fertiliser is determined by the procedure shown.

Procedure

Step 1 5.75 g of the plant fertiliser is added to a conical flask containing 20.0 cm^3 of sodium hydroxide solution with a concentration of 1.00 mol dm^{-3} . Ammonia is formed in the reaction.



Step 2 The flask is heated for several minutes, to ensure that all the ammonia formed is boiled off.

Step 3 The solution containing excess sodium hydroxide is separated from the sand.

Step 4 The aqueous solution containing the **excess** sodium hydroxide is then made up to 250.0 cm^3 using deionised water.

Step 5 25.0 cm^3 samples of solution containing sodium hydroxide from Step 4 are titrated with hydrochloric acid of concentration = $0.0500 \text{ mol dm}^{-3}$.

(a) Describe how **all** the solution containing excess sodium hydroxide is separated from the sand in Step 3.

(2)

(b) Describe how to make the 250.0 cm^3 of sodium hydroxide solution in Step 4.

(2)



(c) The mean titre was 12.75 cm^3 .

Calculate the percentage by mass of ammonium sulfate, $(\text{NH}_4)_2\text{SO}_4$, in the sample of plant fertiliser.

[Relative formula mass of $(\text{NH}_4)_2\text{SO}_4 = 132.1$]

(5)

DO NOT WRITE IN THIS AREA

DO NOT WRITE IN THIS AREA

DO NOT WRITE IN THIS AREA



(d) A student carrying out the experiment did not heat the sample for long enough in Step 2 to boil off all the ammonia.

- (i) Explain the effect, if any, on the titre value and hence on the calculated percentage of ammonium sulfate in the fertiliser.

(3)

.....

.....

.....

.....

.....

.....

- (ii) State how the student could have confirmed that all the ammonia was boiled off in Step 2.

(1)

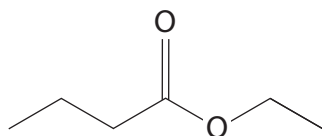
.....

.....

(Total for Question 2 = 13 marks)



3 The ester ethyl butanoate is found in mangoes.



ethyl butanoate

Ethyl butanoate can be synthesised from butanoic acid.

Procedure

- Step 1** Add 5 cm³ of ethanol and 10 cm³ of butanoic acid to a round-bottomed flask containing anti-bumping granules. Add 1 cm³ of concentrated sulfuric acid drop by drop to the flask.
- Step 2** Heat the mixture under reflux for 60 minutes. Allow the reaction mixture to cool before transferring it to a separating funnel.
- Step 3** Add 15 cm³ of cold water to the separating funnel and shake the mixture to wash the product. Remove the lower aqueous layer from the funnel.
- Step 4** Wash the organic layer that remains in the separating funnel with 10 cm³ of aqueous sodium hydrogencarbonate solution, NaHCO₃(aq).
- Step 5** Remove the aqueous layer from the funnel. Transfer the organic layer to a dry conical flask. Add a drying agent and leave for 10 minutes. Then add more drying agent if required. Remove the drying agent by filtration.
- Step 6** Purify the dry organic liquid.

(a) Calculate which reactant is in excess in this synthesis.

Compound	Molar mass / g mol ⁻¹	Density / g cm ⁻³
ethanol	46.0	0.79
butanoic acid	88.0	0.96

(2)

- (b) Explain why it is important from time to time in Step 4 either to invert the separating funnel and open the tap, or to remove its stopper.

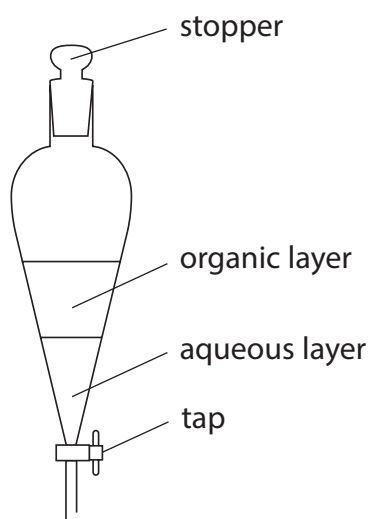
Include an equation to justify your answer. State symbols are not required.

(2)

- (c) A student set up a separating funnel in Step 5 as shown and opened the tap to remove the lower layer.

Explain what happens.

Assume that the funnel is supported by suitable clamps.



(2)



DO NOT WRITE IN THIS AREA

DO NOT WRITE IN THIS AREA

DO NOT WRITE IN THIS AREA

(d) Drying agents are used to remove traces of water from an organic liquid.

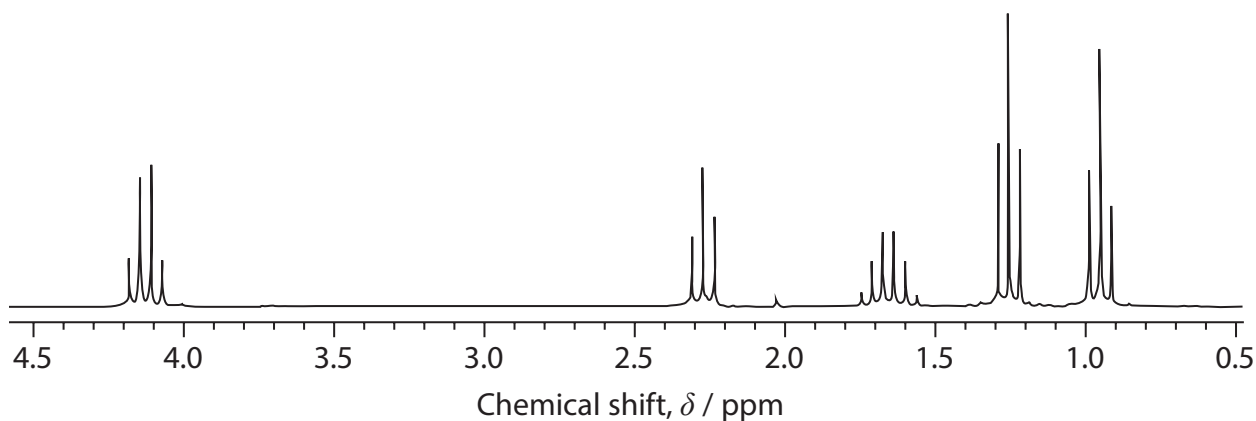
(i) Identify, by name or formula, a suitable drying agent for use in Step 5. (1)

(ii) State how a student would decide whether or not more drying agent was needed in Step 5. (1)

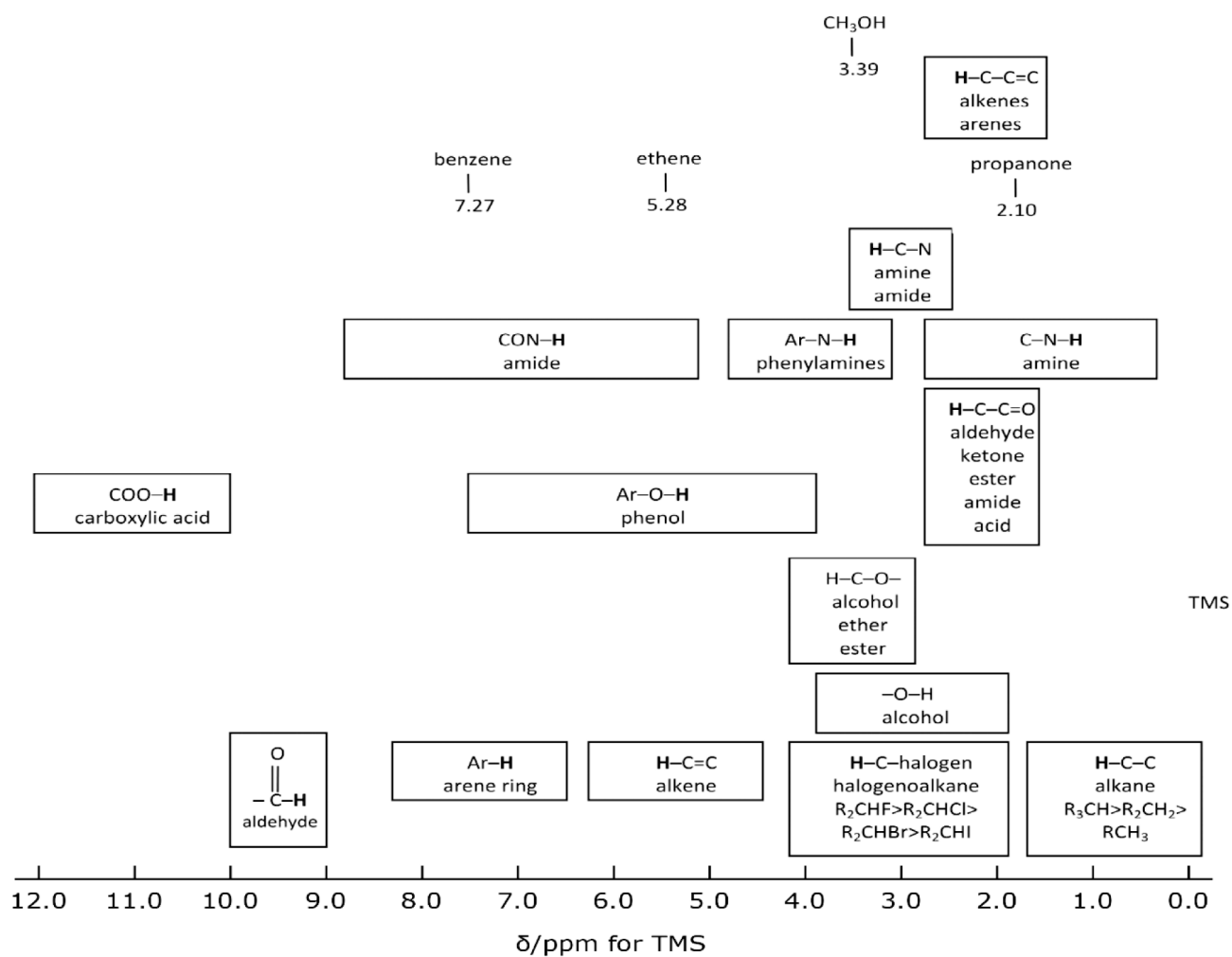
(iii) Name the technique used to obtain a pure sample of the dry organic liquid in Step 6. (1)



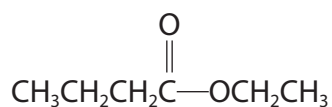
(e) The high resolution proton NMR spectrum of ethyl butanoate is shown.



^1H nuclear magnetic resonance chemical shifts relative to tetramethylsilane (TMS)



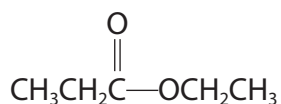
(i) Explain the peaks in the NMR spectrum between 2.2 and 2.4 ppm.



ethyl butanoate

(2)

(ii) Predict how the high resolution proton NMR spectrum of ethyl propanoate will differ from that of ethyl butanoate in terms of the number of peaks and their splitting patterns.



ethyl propanoate

(3)

(Total for Question 3 = 14 marks)

DO NOT WRITE IN THIS AREA

DO NOT WRITE IN THIS AREA

DO NOT WRITE IN THIS AREA



DO NOT WRITE IN THIS AREA

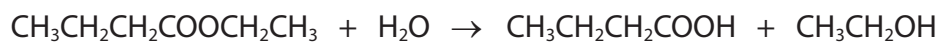
DO NOT WRITE IN THIS AREA

DO NOT WRITE IN THIS AREA

BLANK PAGE



4 Ethyl butanoate reacts with water.



A student investigated the kinetics of this reaction.

Procedure

Step 1 50 cm³ of ethyl butanoate was heated under reflux with a **very large excess** of water.

Step 2 After 30 minutes a sample of known volume was removed from the reaction mixture and placed in a conical flask.

Step 3 This sample was titrated using aqueous sodium hydroxide solution.

Step 4 Further samples were removed from the refluxing mixture at 30-minute intervals. Each sample was titrated until the titres of three consecutive samples were the same.

(a) Name the apparatus which is most suitable to remove the samples from the reaction mixture.

(1)

DO NOT WRITE IN THIS AREA

DO NOT WRITE IN THIS AREA

DO NOT WRITE IN THIS AREA

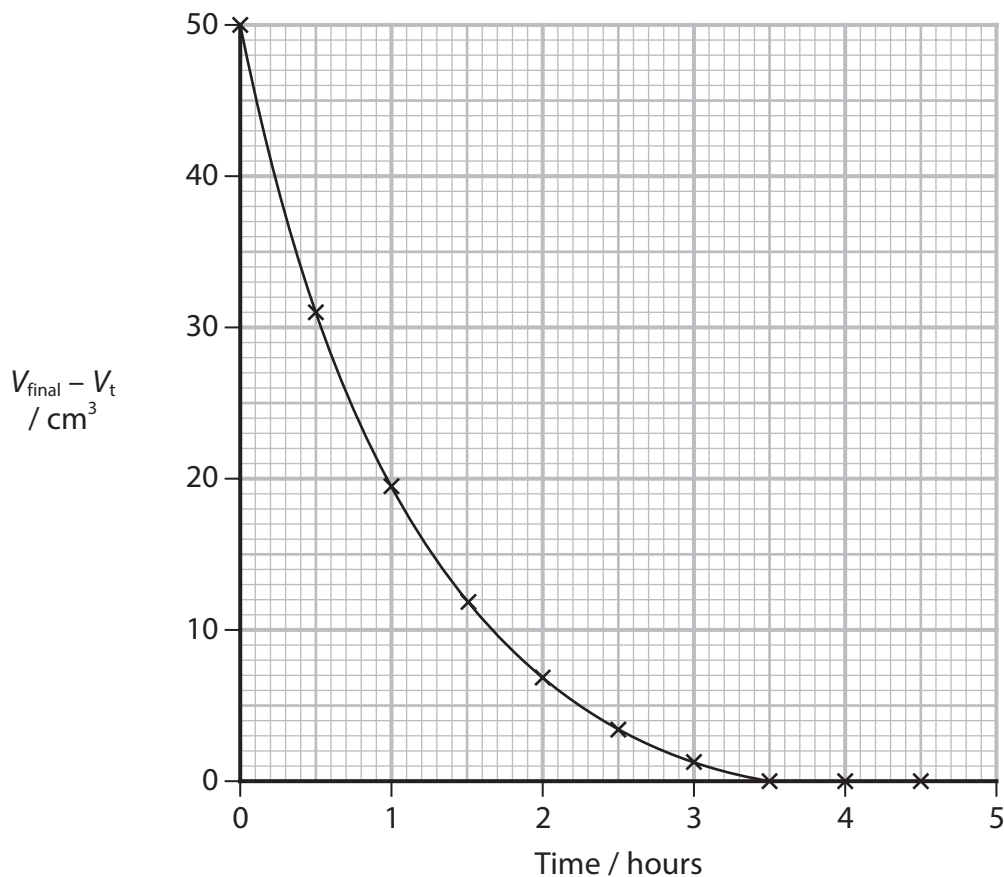


(b) A graph of the results obtained by the student is shown.

The student plotted $V_{\text{final}} - V_t$ on the y-axis against time on the x-axis.

V_{final} is the volume of the titre at 4.5 hours.

V_t is the volume of the titre at time t .



(i) Give a reason why $V_{\text{final}} - V_t$ is plotted on the y-axis of the graph, rather than the concentration of sodium hydroxide solution for each titre.

(1)

.....

.....

.....



(ii) Explain how the data collected indicates first order kinetics.

Show your working on the graph.

(2)

.....

.....

.....

.....

(iii) The student concluded that the reaction is first order **overall**.

Explain whether or not this statement is valid.

(2)

.....

.....

.....

.....

.....

(iv) Calculate the rate of the reaction at a time of 2 hours.

Include units with your answer.

Show your working on the graph.

(4)

DO NOT WRITE IN THIS AREA

DO NOT WRITE IN THIS AREA

DO NOT WRITE IN THIS AREA



(c) The student suggested placing ice in the conical flask before carrying out each titration.

Explain whether or not this suggestion would improve the validity of the data collected.

(2)

.....

.....

.....

.....

.....

.....

.....

(Total for Question 4 = 12 marks)

TOTAL FOR PAPER = 50 MARKS



DO NOT WRITE IN THIS AREA

DO NOT WRITE IN THIS AREA

DO NOT WRITE IN THIS AREA

BLANK PAGE



DO NOT WRITE IN THIS AREA

DO NOT WRITE IN THIS AREA

DO NOT WRITE IN THIS AREA

BLANK PAGE



DO NOT WRITE IN THIS AREA

DO NOT WRITE IN THIS AREA

DO NOT WRITE IN THIS AREA

BLANK PAGE



The Periodic Table of Elements

1 2 3 4 5 6 7 0 (8)
(18)

1.0	H	hydrogen	1
-----	---	----------	---

Key

relative atomic mass
atomic symbol
name
atomic (proton) number

(1)	(2)	(3)	(4)	(5)	(6)	(7)	(8)	(9)	(10)	(11)	(12)	(13)	(14)	(15)	(16)	(17)	(18)
6.9 Li lithium 3	9.0 Be beryllium 4	45.0 Sc scandium 21	47.9 Ti titanium 22	50.9 V vanadium 23	52.0 Cr chromium 24	54.9 Mn manganese 25	55.8 Fe iron 26	58.9 Co cobalt 27	58.7 Ni nickel 28	63.5 Cu copper 29	65.4 Zn zinc 30	10.8 B boron 5	12.0 C carbon 6	14.0 N nitrogen 7	16.0 O oxygen 8	19.0 F fluorine 9	4.0 He helium 2
23.0 Na sodium 11	24.3 Mg magnesium 12	88.9 Y yttrium 39	91.2 Zr zirconium 40	92.9 Nb niobium 41	95.9 Mo molybdenum 42	[98] Tc technetium 43	101.1 Ru ruthenium 44	102.9 Rh rhodium 45	106.4 Pd palladium 46	107.9 Ag silver 47	112.4 Cd cadmium 48	27.0 Al aluminium 13	28.1 Si silicon 14	31.0 P phosphorus 15	32.1 S sulfur 16	35.5 Cl chlorine 17	39.9 Ar argon 18
39.1 K potassium 19	40.1 Ca calcium 20	87.6 Sr strontium 38	91.2 Zr zirconium 40	92.9 Nb niobium 41	95.9 Mo molybdenum 42	101.1 Ru ruthenium 44	102.9 Rh rhodium 45	106.4 Pd palladium 46	107.9 Ag silver 47	112.4 Cd cadmium 48	114.8 In indium 49	69.7 Ga gallium 31	72.6 Ge germanium 32	74.9 As arsenic 33	79.0 Se selenium 34	79.9 Br bromine 35	83.8 Kr krypton 36
132.9 Cs caesium 55	137.3 Ba barium 56	138.9 La* lanthanum 57	178.5 Hf hafnium 72	180.9 Ta tantalum 73	183.8 W tungsten 74	186.2 Re rhenium 75	190.2 Os osmium 76	192.2 Ir iridium 77	195.1 Pt platinum 78	197.0 Au gold 79	200.6 Hg mercury 80	204.4 Tl thallium 81	207.2 Pb lead 82	209.0 Bi bismuth 83	[209] Po polonium 84	[210] At astatine 85	[222] Rn radon 86
[223] Fr francium 87	[226] Ra radium 88	[227] Ac* actinium 89	[261] Rf rutherfordium 104	[262] Db dubnium 105	[266] Sg seaborgium 106	[264] Bh bohrium 107	[277] Hs hassium 108	[268] Mt meitnerium 109	[271] Ds darmstadtium 110	[272] Rg roentgenium 111	Elements with atomic numbers 112-116 have been reported but not fully authenticated						

140 Ce cerium 58	141 Pr praseodymium 59	144 Nd neodymium 60	150 Sm samarium 62	152 Eu europium 63	157 Gd gadolinium 64	163 Dy dysprosium 66	165 Ho holmium 67	167 Er erbium 68	169 Tm thulium 69	173 Yb ytterbium 70	175 Lu lutetium 71
232 Th thorium 90	[231] Pa protactinium 91	238 U uranium 92	[242] Pu plutonium 94	[243] Am americium 95	[247] Cm curium 96	[251] Cf californium 98	[254] Es einsteinium 99	[253] Fm fermium 100	[256] Md mendelevium 101	[254] No nobelium 102	[257] Lr lawrencium 103

* Lanthanide series

* Actinide series

DO NOT WRITE IN THIS AREA

DO NOT WRITE IN THIS AREA

DO NOT WRITE IN THIS AREA

